

# GREEN CART REMINDERS



## SET OUT TIME

Before 7:30 a.m. every week on collection day.



## REPORT A MISSED COLLECTION OR DAMAGED GREEN CART

Call 604-276-4010 or email [garbageandrecycling@richmond.ca](mailto:garbageandrecycling@richmond.ca).



## EXCHANGE YOUR GREEN CART

Various cart sizes are on display at the Richmond Recycling Depot. Please note there is a \$25 charge to exchange your cart. To change to an alternative size please contact Environmental Programs at 604-276-4010 or [garbageandrecycling@richmond.ca](mailto:garbageandrecycling@richmond.ca).



## NEW/REPLACEMENT KITCHEN CONTAINERS

Three ways to get a kitchen container:  
 1. Pick up at Richmond Recycling Depot  
 2. Call 604-276-4010  
 3. Order online at [richmond.ca/recyclesearch](http://richmond.ca/recyclesearch)



## GET THE FREE RICHMOND RECYCLING APP!

- Set up weekly reminders for collection.
- Search the Recycling Wizard for how to recycle items.
- Request recycling supplies.
- Opt out of receiving paper calendars.

## CITY OF RICHMOND

Environmental Programs:  
 604-276-4010  
[richmond.ca/recycle](http://richmond.ca/recycle)



# Green Cart Maintenance Tips



Wrap food scraps in newspaper or used paper towels.



Put food scraps – like spoiled meat – in the freezer until collection day, then add them to your Green Cart.



Sprinkle Green Cart and kitchen container with baking soda, line bins with newspaper or use paper bin liners and yard waste bags.



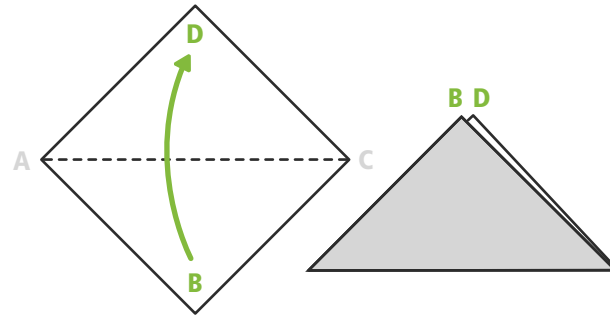
Rinse Green Cart regularly with phosphate-free and environmentally friendly detergents, secure cart lid and store in a shady area/out of direct sunlight.



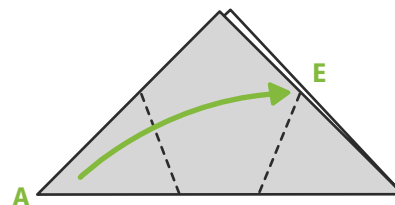
# MAKE YOUR OWN KITCHEN CONTAINER LINER

Reuse old newspapers by turning them into a kitchen container liner. Here's how:

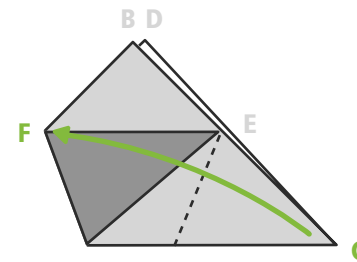
**1** Fold newspaper over so B rests on D.



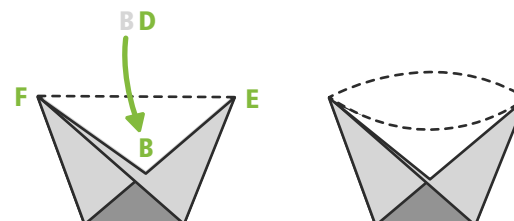
**2** Place folded side nearest to you. Bring point A over to E. (see step 3).



**3** This is how your shape should look. Now fold point C over to F.



**4** Fold flap B down. Crease along line F to E. Now turn your shape over and fold down flap D. Crease along line F to E.



## CURBSIDE GREEN CART RECYCLING



# Curbside Green Cart Recycling

[richmond.ca/greencart](http://richmond.ca/greencart)



# GREEN CART RECYCLING GUIDE

Food scraps are banned from the garbage, which means they must be recycled or composted. It's important for all Richmond residents to take responsibility for recycling food scraps in order to keep these organic materials out of the garbage.

## SIMPLE STEPS TO RECYCLE FOOD SCRAPS



**1** Use your kitchen container to collect food scraps and food soiled paper.



**2** Empty materials from your kitchen container, along with yard trimmings, into your Green Cart.



**3** Place Green Cart at the curb along with unlimited paper yard waste bags and/or Green Cans with decals by 7:30 a.m. each week on your designated collection day.

## Green Cart for Food Scraps and Yard Trimmings



### ✓ ACCEPTED

#### FOOD SCRAPS & FOOD SOILED PAPER

- ✓ Breads, pasta, rice & noodles
- ✓ Coffee grounds & filters
- ✓ Dairy products
- ✓ Eggshells

- ✓ Fruits & vegetables
- ✓ Meat, poultry, fish, shellfish & bones
- ✓ Paper towels, napkins & plates
- ✓ Pizza delivery boxes
- ✓ Small amounts of grease/oil absorbed into paper towel



- ✓ Solid grease
- ✓ Table scraps & food scrapings
- ✓ Tea bags

#### YARD TRIMMINGS

- ✓ Flowers
- ✓ Garden trimmings
- ✓ Leaves

- ✓ Plants (living or dead/dried)  
*Branches must be no more than 10 cm (4 in) in diameter and cut to fit in the cart with the lid closed*
- ✓ Small amounts of clean/untreated wood

### ✗ NOT ACCEPTED

- ✗ Coffee cups
- ✗ Compostable & biodegradable plastic bags
- ✗ Disposable coffee pods
- ✗ Garden hoses or flower pots
- ✗ Liquid grease

- ✗ Lumber
- ✗ Pet feces or kitty litter
- ✗ Plastic bags & plastic overwrap
- ✗ Plastic wraps
- ✗ Polystyrene foam (e.g. Styrofoam) cups, meat trays or takeout containers

- ✗ Prunings over 10 cm (4 in) in diameter
- ✗ Rocks, dirt or sod



No plastic or biodegradable/compostable plastic bags.

Please use newspaper or paper bags to wrap food scraps instead.

## Avoiding Contamination

It's important to recycle correctly so there is no contamination in the Green Cart. If contamination is found, this recycling may not be accepted at composting facilities.

- ✗ No plastic bags.
- ✗ No plastic or foam containers.
- ✗ No plastic materials labelled biodegradable or compostable.

These items are not accepted as, without standards or certification in place, there is no guarantee they will biodegrade properly at composting facilities, and often create flecks of plastic in the compost.



### ! FATS, OILS & GREASE RECYCLING TIPS

Do not pour fats, cooking oils, grease or sauces down the drain (including garburators), as it can block sewer pipes.

- Absorb small amounts with used napkins/paper towel before washing dishes and recycle the soiled paper in your Green Cart.
- Bring large quantities of used cooking oil in sealed containers to the Richmond Recycling Depot.



## Tips for Extra Yard Trimmings

You may occasionally have more recycling than fits in your Green Cart. There are a number of options for this extra recycling:

### Use paper yard waste bags

Tightly fold and secure the top before placing at the curb.

### Use Green Can decal

Place decal on a can (maximum 20 kg/44 lbs) and ensure decal is facing the street when placed at the curb. To request decals, call 604-276-4010 or email [garbageandrecycling@richmond.ca](mailto:garbageandrecycling@richmond.ca).

### Bundle materials

Bundles must be tied in sizes that are no larger than 91 cm x 51 cm (3 ft x 2 ft) and branches must be less than 10 cm (4 in) in diameter.

### Use a backyard composter

Available for purchase at the Richmond Recycling Depot.

### Drop off extra yard and garden trimmings

Proof of Richmond residency required.

- **Ecowaste Industries Ltd (15111 Williams Road)**  
Call 604-277-1410 for hours of operation.

- **Richmond Recycling Depot (5555 Lynas Lane)**  
Open 7 days a week (Closed statutory holidays)  
9:00 a.m. to 6:15 p.m.

0.75 cubic metres (1 cubic yard) per day for free.



Note: Food scraps are not accepted with extra yard trimmings; they must go in the Green Cart.