



To: Finance Committee

Date: August 6, 2024

From: Mike Ching
Director, Finance

File: 03-0975-01/2024-Vol
01

Re: Active Capital Projects Financial Update – 2nd Quarter June 30, 2024

Staff Recommendation

That the staff report titled, “Active Capital Projects Financial Update – 2nd Quarter June 30, 2024”, dated August 6, 2024 from the Director, Finance, be received for information.

Mike Ching, CPA, CMA
Director, Finance
(604-276-4137)

Att. 1

REPORT CONCURRENCE			
ROUTED TO:	CONCURRENCE		CONCURRENCE
Arts, Culture & Heritage	<input checked="" type="checkbox"/>	RCMP	<input checked="" type="checkbox"/>
Climate & Environment	<input checked="" type="checkbox"/>	Real Estate Services	<input checked="" type="checkbox"/>
Engineering	<input checked="" type="checkbox"/>	Recreation and Sport Services	<input checked="" type="checkbox"/>
Facilities & Project Development	<input checked="" type="checkbox"/>	Transportation	<input checked="" type="checkbox"/>
Fire Rescue	<input checked="" type="checkbox"/>		
Information Technology	<input checked="" type="checkbox"/>	CONCURRENCE OF GENERAL MANAGER	
Parks Services	<input checked="" type="checkbox"/>	for J. Chong	
Public Works	<input checked="" type="checkbox"/>		
SENIOR STAFF REPORT REVIEW	INITIALS: 	APPROVED BY CAO	

Staff Report

Origin

The Active Capital Projects Financial Update for the 2nd Quarter ended June 30, 2024 is provided to the Finance Committee for information.

This report supports Council’s Strategic Plan 2022-2026 Focus Area #4 Responsible Financial Management and Governance:

4.3 Foster community trust through open, transparent and accountable budgeting practices and processes.

Analysis

ACTIVE CAPITAL PROJECT DEFINITION

Active capital projects represent construction, non-construction and acquisition (e.g. equipment and land) capital projects previously approved by Council. A capital project is considered active for the purpose of this report if the project falls within one of the following stages as illustrated in Figure 1.

Figure 1: Capital Project Completion Stages



Capital projects include amounts set aside for land acquisition where Council approval is required for each specific land acquisition transaction.

FINANCIAL OVERVIEW

The unaudited actual capital expenditures are reported using a cash basis accounting method. As such, there may be a timing difference between the actual costs incurred and the actual costs reported.

As of June 30, 2024, the approved budget of all active capital projects excluding the contingent external contribution project was \$1,031.5M, of which \$596.4M, or 57.8%, had already been spent or contractually committed. Any unspent budget for each active capital project will remain allocated until the project is closed.

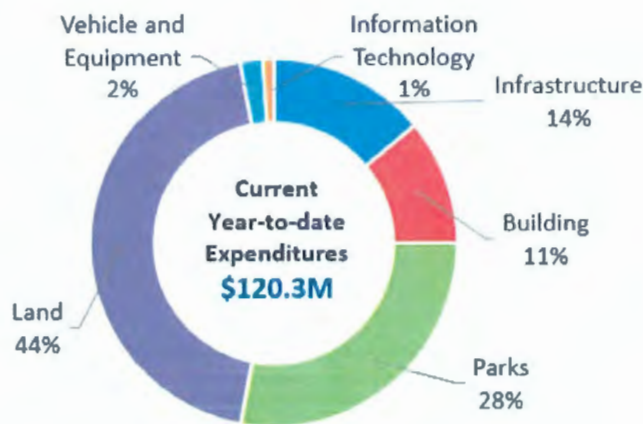
The Building and Infrastructure programs comprised 73.4% of the total capital budget. Table 1 highlights the capital financial information by program. As the active capital projects progress, additional expenditures and commitments will arise in future periods, which will be covered by the remaining budget.

Table 1: Capital Financial Information by Program as of June 30, 2024 (in '000s)

Program	Budget	Actual Expenditures	Commitments	Remaining Budget
Building	\$452,388	\$167,136	\$82,881	\$202,371
Infrastructure	304,961	124,695	30,141	150,125
Land	128,230	91,599	44	36,587
Parks	92,710	75,593	1,295	15,822
Vehicle and Equipment	36,309	12,191	2,844	21,274
Information Technology	16,913	5,779	2,188	8,946
Total	\$1,031,511	\$476,993	\$119,393	\$435,125

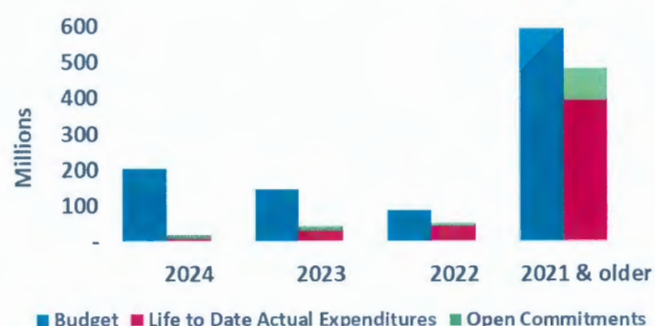
As of June 30, 2024, the total actual expenditures amounted to \$477.0M, with current year actual expenditures for active capital projects totaling \$120.3M. The breakdown by capital program of the current year expenditures is provided in Figure 2.

Figure 2: Current Year Expenditures for Active Capital Projects by Capital Program



- Of the \$120.3M, \$85.1M was spent on Council approved strategic real estate acquisitions, which were funded by the real estate acquisition projects (Land program) and the parkland acquisition projects (Parks program).
- \$4.1M was spent on the Steveston Community Centre and Library.
- \$2.6M was spent on various vehicle and equipment reserve purchases.
- \$2.1M was spent on the Richmond Nature Park.

Figure 3: Actual Expenditures and Commitments Vs. Budget by Plan Year



- Included in capital projects with Plan Years 2021 and prior are the Steveston Community Centre and Library and the Steveston Highway Multi-use Pathway projects, both of which are in the construction phase, and Strategic Land Acquisition projects, which is in the closeout phase.

CAPITAL FINANCIAL INFORMATION BY CAPITAL PROGRAM

Building Program



- Total approved budget for the Building Program is \$452.4M, of which \$250.0M has already been spent or contractually committed.
- Commitments as of June 30, 2024 were \$82.9M.
- Current year capital expenditures were \$13.0M.

Figure 4: Life to date Actual Expenditures and Commitments to Budget for Building

Key capital projects are highlighted in Table 2, with project status updates provided in Attachment 1.

Table 2: Key Capital Project Highlights – Building Program as of June 30, 2024 (in '000s)

Project Name	Budget	Actual Expenditures	Commitments	Remaining Budget
Steveston Community Centre and Library (2021)	\$95,000	\$8,413	\$66,170	\$20,417
Works Yard Replacement Project–Phase 1 (2023 & 2024)	100,000	1,745	1,380	96,875
Bowling Green Community Activity Centre (2018)	5,300	724	4,092	484
Richmond Nature Park – Infrastructure Renewals (2022)	4,775	3,460	385	930
South Arm Community Centre - Infrastructure Renewals (2022)	1,900	916	668	316

Steveston Community Centre and Library Financial Update

The current year actual expenditures were \$4.1M, most of which were spent on site preparation work and design services. Commitments as of June 30, 2024, were \$66.2M, of which \$63.4M were related to the construction management contract for the new facility, on-site and off-site civil works, and landscaping.

Works Yard Replacement Project – Phase 1 Financial Update

On July 10, 2023, the Lynas Lane Works Yard site received Council approval as the replacement Works Yard site and the project received approval for an initial \$30.0M in funding. The phased project received Council approval in the 2024 Capital budget for \$70.0M in funding. To date, \$100.0M has been approved for the Works Yard Replacement project. The current year actual expenditures were \$1.5M for the operations centre set up, office relocations and initial environmental assessments. Commitments as of June 30, 2024, were \$1.4M for pre-construction management services, space planning, civil design services and site investigations.

Infrastructure Program

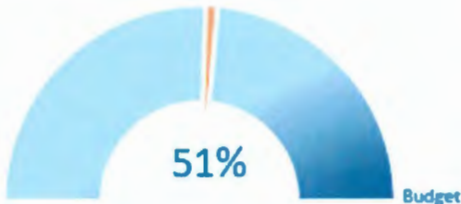


Figure 5: Life to date Actual Expenditures and Commitments to Budget for Infrastructure

- Within the Infrastructure program, 64% of the Roads program budget was spent or contractually committed, while 43% of the Flood Protection Program budget and 43% of the Water Programs budget were spent or contractually committed, respectively.
- Commitments as of June 30, 2024 wer \$30.1M.
- Current year capital expenditures were \$16.5M.

Key capital projects are highlighted in Table 3, with project status updates provided in Attachment 1.

Table 3: Key Capital Project Highlights – Infrastructure Program as of June 30, 2024 (in '000s)

Project Name	Budget	Actual Expenditures	Commitments	Remaining Budget
Active Transportation Improvement Program (2022)	\$1,517	\$157	\$44	\$1,316
Annual Asphalt Re-Paving Program (2024)	8,310	961	6,179	1,170
Cambie Road and No. 5 Road Intersection Improvements (2020)	3,450	491	2,402	557
No 2 Road Multi-Use Pathway, Steveston Highway to Williams Road (2020 & 2021)	3,390	177	37	3,176
Steveston Highway Multi-Use Pathway – Phases 1 & 2: Shell Road to Mortfield Gate & Mortfield Gate to No. 2 Road (2019 & 2020)	11,500	3,584	5,704	2,212
Burkeville Utility Improvements (2024)	4,005	986	-	3,019
Canal Stabilization and Drainage and Irrigation Upgrades (2023 & 2024)	6,000	1,098	22	4,880
Disaster Mitigation and Adaptation Fund Infrastructure Upgrades (2020-2024)	25,216	8,058	1,072	16,086
Invasive Species Management (2022)	300	152	4	144
Laneway Drainage Upgrade (2024)	1,272	207	119	946
Watermain Replacement Upgrades Program (2023 & 2024)	10,685	1,449	-	9,236

Parks Program

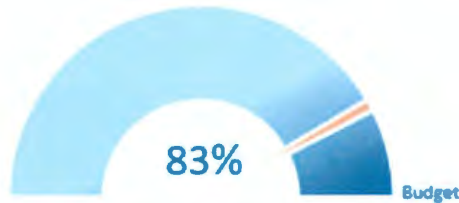


Figure 6: Life to date Actual Expenditures and Commitments to Budget for Parks

- Total approved budget for the Parks Program is \$92.7M, of which \$76.9M has already been spent or contractually committed.
- Total budget for Parkland Acquisition projects within the Parks Program is \$42.0M and was mostly spent or committed.
- Current year capital expenditures were \$33.5M.

Key capital projects are highlighted in Table 4, with project status updates provided in Attachment 1.

Table 4: Key Capital Project Highlights – Parks Program as of June 30, 2024 (in '000s)

Project Name	Budget	Actual Expenditures	Commitments	Remaining Budget
Brighthouse Park Baseball Diamond Infield Upgrade (2024)	\$520	\$-	\$-	\$520
City-wide Community Gardens (2023)	200	114	-	86
London/Steveston Neighbourhood Park (2020)	400	400	-	-
No. 3 Road Bark Park (2024)	385	-	-	385
Parks Ageing Infrastructure Replacement Program (2019-2022, & 2024)	2,330	1,639	24	667
Parks General Development (2020-2024)	2,085	1,694	13	378
Park Shelter and Shade Program (2023)	450	1	352	97
Playground Replacement Program (2022-2024)	1,550	770	20	760
Steveston Community Park Playground Renewal (2023)	2,200	-	-	2,200

Vehicle and Equipment Program

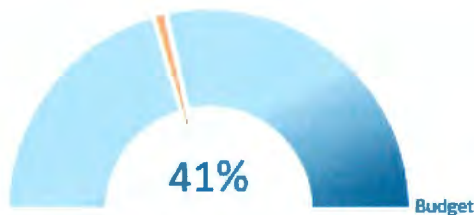


Figure 7: Life to date Actual Expenditures and Commitments to Budget for Vehicle and Equipment

- Total approved budget for Vehicle and Equipment Program is \$36.3M, of which 46% of the Vehicle Program budget and 28% of Equipment Program budget have already been spent or contractually committed.
- Commitments as of June 30, 2024 were \$2.8M.
- Current year capital expenditures were \$2.8M.

Key capital projects are highlighted in Table 5, with project status updates provided in Attachment 1.

Table 5: Key Capital Project Highlights – Vehicle and Equipment Program as of June 30, 2024 (in '000s)

Project Name	Budget	Actual Expenditures	Commitments	Remaining Budget
Fire Vehicle Replacement Reserve Purchases (2019-2024)	\$11,109	\$3,816	\$-	\$7,293
Vehicle and Equipment Reserve Purchases (2021-2024)	14,408	6,042	2,362	6,004
Public Safety Mobile Command and Communication Centre Vehicle (2024)	1,815	-	-	1,815

Information Technology Program

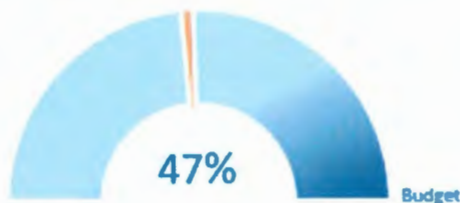


Figure 8: Life to date Actual Expenditures and Commitments to Budget for Information Technology

- Total approved budget for Information Technology Program is \$16.9M, of which \$8.0M have already been spent or contractually committed.
- Commitments as of June 30, 2024 were \$2.2M.
- Current year capital expenditures were \$1.4M.

Key capital projects are highlighted in Table 6, with project status updates provided in Attachment 1.

Table 6: Key Capital Project Highlights – Information Technology Program as of June 30, 2024 (in '000s)

Project Name	Budget	Actual Expenditures	Commitments	Remaining Budget
Budget Planning & Monitoring Software Solution (2019 & 2023)	\$1,750	\$383	\$422	\$945
Permit Optimization Project (MyPermit) (2021 & 2024)	2,916	373	100	2,443
Workforce Management System (2016)	790	153	604	33

CAPITAL BUDGET REALLOCATION

For the quarter ended June 30, 2024, \$2.5M was reallocated from Contingent External Contributions to the following capital projects as outlined in Table 7 below:

Table 7: Budget Reallocation for the Quarter Ended June 30, 2024 (in \$'000s)

Funding Sources	Project Name	Amount
Translink: 2022 Municipal Funding Programs ICBC: 2023 Road Improvement Program	Active Transportation Improvement Program (2022)	\$767
Translink: 2021 Municipal Funding Programs	No 2 Road Multi-Use Pathway, Steveston Highway to Williams Road (2021)	750
Translink: 2020 Municipal Funding Programs	Cambie Road/No. 5 Road- Intersection Improvements (2020)	690

Table 7: Budget Reallocation for the Quarter Ended June 30, 2024 (in \$'000s) - continued

Funding Sources	Project Name	Amount
Fuel Switching & Greenhouse Gas Emission Reduction	Energy Management Projects - Gas Equipment Replacement and Upgrade Phase 1 (2019)	\$137
Developer Contribution	Public Works Minor Capital - Roads (2024)	118
Total Budget Reallocation		\$2,462

CAPITAL PROJECTS CLOSED IN THE QUARTER

The following capital projects were closed in the quarter ended June 30, 2024. Any unspent funding will be returned to the original source (e.g. Reserve Fund) for funding towards future projects.

Table 8: Projects Closed in the Quarter Ended June 30, 2024 (in '000s)

Project Name	Plan Year	Funding	Actuals	Remaining Funding
Annual Infrastructure Replacements and Building Improvements	2023	\$2,887	\$2,887	\$ -
Richmond Courthouse - Mechanical Components Replacements, Envelope Renewals, Electrical Replacements, Structural Renewals and Associated Works	2020	1,602	1,548	54
Burkeville Utility Improvements	2022	1,240	1,235	5
City Hall Upgrades and Repairs	2019	980	767	213
Citywide Sidewalk and Street Light Replacement Program	2023	500	500	-
Public Works Minor Capital - Sanitation & Recycling	2023	300	300	-
Watermain Tie-in and Restoration	2022	300	300	-
Road Weather Information System	2019	260	254	6
Citywide Connector Walkways Rehabilitation Program	2023	250	239	11
Land Acquisition for Flood Protection Program	2023	180	179	1
Sanitary Sewer Tie-in and Restoration	2021	150	150	-
Total		\$8,649	\$8,359	\$290

CONTRIBUTED ASSETS

Throughout the year, developers and third parties contribute assets to the City. Under the Public Sector Accounting Standards, these are recorded as revenue at fair market value at the time of contribution and is reflected in the financial statements in the annual surplus, with a corresponding increase to investment in tangible capital assets in accumulated surplus. These contributed assets are non-cash contributions and have no impact on the net operating surplus.

As of June 30, 2024, \$17.4M of contributed assets were recorded. The timing of the transfer of the contributed assets to the City is subject to the development and construction progress of the private developers, which the City cannot ascertain.

Financial Impact

None.

Conclusion

This report provides financial information on active capital projects that were previously approved by Council.



Jenny Ho, CPA, CGA
Manager, Tangible Capital Assets
(604-276-4223)

JH:sx

Att. 1: Highlights of Key Active Capital Projects

Highlights of Key Active Capital Projects

Building Program

The Building Program includes major building construction and renovation projects, as well as minor facility upgrades.

Steveston Community Centre and Library (2021)

Budget: \$95.0M

Expected Completion Date: Q4 2026

Site preparation work for the new, three-storey, 60,350 sq. ft. facility is nearly complete. The replacement facility will target Richmond's Enhanced Accessibility Design Guidelines and Technical Specifications, LEED Gold Certification, Rick Hansen Foundation Accessibility Certification and Richmond's Circular Economy Principles and Criteria.

Works Yard Replacement Project– Phase 1 (2023 & 2024)

Budget: \$100.0M

Expected Completion Date: Q4 2028

The Works Yard is crucial for providing essential services, operations, emergency response and disaster recovery to the community. Throughout its completion at the current site, it will remain fully operational, serving the community during construction. Phase 1 involves building an administration facility and parkade, demolishing existing facilities, and relocating staff.

Bowling Green Community Activity Centre (2018)

Budget: \$5.3M

Expected Completion Date: Q4 2025

Following the deconstruction and material salvage of the existing lawn bowling clubhouse, site preparation and foundation works are underway. The new, single-storey replacement facility includes washrooms, change areas, a multipurpose room, kitchen and storage.

Richmond Nature Park – Infrastructure Renewals (2022)

Budget: \$4.8M

Expected Completion Date: Q4 2024

The septic field servicing the Nature House and caretaker's suite requires a new septic system to meet the demands of the Park. The roof, exterior cladding, windows, and HVAC and mechanical system renewals of the Nature House and Kinsmen Pavilion are currently underway to increase energy efficiency. Ramps to the Kinsmen Pavilion and Nature House will also be upgraded in line with the Richmond Accessibility Plan, and the outdated Fire Protection system at the Nature House will be upgraded to ensure the health and safety of all occupants.

South Arm Community Centre – Infrastructure Renewals (2022)

Budget: \$1.9M

Expected Completion Date: Q4 2024

The fire alarm system will be replaced with new equipment and components to ensure the health and safety of all occupants. Main floor washroom and second floor change room renovations are underway which include new flooring, wall tiles, partitions, lockers and lighting improvements. In addition, the flooring in the main corridor and most program rooms were replaced.

Infrastructure Program**Roads**Active Transportation Improvement Program (2022)

Budget: \$1.5M

Expected Completion Date: Q2 2025

As part of the City's Active Transportation Program, upcoming upgrades include the installation of a special crosswalk and widening of the existing sidewalk along Francis Road between McCutcheon Place and Schaeffer Gate to improve the Midtown Neighbourhood Bike Route, and improvements to the existing Multi-Use Pathway on Garden City Road from Williams Road to Francis Road.

Annual Asphalt Re-Paving Program (2024)

Budget: \$8.3M

Expected Completion Date: Q4 2024

This program upgrades the City's Major Road Network and Non-Major Road Network as part of the City's Infrastructure Replacement Strategy and Pavement Management System. The 2024 work was awarded in Q1 of 2024 and includes the use of reclaimed asphalt pavement (RAP) at various locations that will be completed throughout the year.

Cambie Road and No. 5 Road Intersection Improvements (2020)

Budget: \$3.5M

Expected Completion Date: Q4 2024

This project will provide dedicated left-turn lanes on all four legs of the intersection. Construction has been awarded and started in July 2024, with the installation of improved sidewalks at the intersection to enhance safety of road users.

No. 2 Road Multi-Use Pathway – Steveston Highway to Williams Road (2020 & 2021)

Budget: \$3.4M

Expected Completion Date: Q4 2024

This project includes the provision of a paved multi-use pathway along the east side of No. 2 Road from Steveston Highway to Williams Road, along with the installation of new curbing, boulevard space, and street and path lighting upgrades. Construction has been awarded and started in July 2024.

Steveston Highway Multi-Use Pathway - Phases 1 & 2: Shell Road to Mortfield Gate & Mortfield Gate to No. 2 Road (2019 & 2020)

Budget: \$11.5M

Expected Completion Date: Q4 2024

This project includes the provision of a 3.0 meter wide paved multi-use pathway along the south side of Steveston Highway between Shell Road to Mortfield Gate (Phase 1) and Mortfield Gate to No. 2 Road (Phase 2), which entails the installation of new curbing, boulevard space, and street and path lighting upgrades. Construction is underway and nearing 50% completion, with an expected completion by the end of 2024.

Flood ProtectionBurkeville Utility Improvements (2024)

Budget: \$4.0M

Expected Completion Date: Q4 2024

This project consists of upgrading the drainage network, sanitary sewers, and watermains in the Burkeville area by increasing the City's storm system capacity to reduce local flood risks. The phasing construction schedule is designed to prioritize servicing concerns and reduce impacts to the community, with Phase 6 currently underway.

Canal Stabilization and Drainage and Irrigation Upgrades (2023 & 2024)

Budget: \$6.0M

Expected Completion Date: Q4 2024

The City's drainage infrastructure network routinely goes through condition assessments, where canals and ditches are identified as a priority location for bank stabilization. The City has identified priority locations, and the scope of work will include the design and construction of canal stabilization works for Sidaway Road from Blundell Road to Westminster Highway, with construction currently underway at this location.

Disaster Mitigation and Adaptation Fund Infrastructure Upgrades (2020-2024)

Budget: \$25.2M

Expected Completion Date: Q4 2026

The City secured \$13.8 million from the Federal Government through the Disaster Mitigation and Adaptation Fund Grant to contribute towards the Flood Protection Program. This project includes the upgrade of various drainage pump stations and diking upgrades, with the design of the North Dike Upgrades between No. 2 Road and Lynas Lane, and the No. 6 Road South and No. 9 Road Drainage Pump Stations currently underway.

Invasive Species Management (2022)

Budget: \$300K

Expected Completion Date: Q4 2025

To reduce the spread of invasive species and mitigate the impacts of Richmond's flood protection system, the City has implemented an integrated management approach. Among the targeted invasive and aggressive species are parrot's feather, Chafer beetle, and various knotweed species, all of which are known to adversely affect local infrastructure and biodiversity.

Laneway Drainage Upgrade (2024)

Budget: \$1.3M

Expected Completion Date: Q4 2024

In order to resolve laneway drainage issues, the City has implemented a program to install drainage systems and upgrade road structures to laneways each year. The drainage and paving improvements along the laneway east of the 10,000 block of No. 4 Road have been completed. The laneway south of Seafield Crescent started construction in July 2024.

WaterWatermain Replacement Upgrades Program (2023 & 2024)

Budget: \$10.7M

Expected Completion Date: Q4 2024

This program replaces and upsizes ageing watermains at the end of their service life in line with the City's Ageing Infrastructure Renewal Strategy. Construction includes the installation of 5,550 meters of watermain, which is underway along No. 2 Road from Williams Road to Steveston Highway, with the Seacote neighbourhood completed recently, and No. 7 Road from Cambie Road to River Road nearing completion.

Parks Program

The Parks program includes the development and replacement of parks, trails, community gardens and natural areas in Richmond.

Brighthouse Park Baseball Diamond Infield Upgrade (2024)

Budget: \$520K

Expected Completion Date: Ongoing

This project proposes to upgrade the existing baseball diamond's infield from natural grass to a synthetic turf surface with drainage system improvements. Detailed design is now completed, with procurement for construction targeted for Q3 2024.

City-wide Community Gardens (2023)

Budget: \$200K

Expected Completion Date: Q3 2024

Site work for a new community garden at the Hamilton Community Park is now complete. Construction for a new community garden at the Alexandra Neighbourhood Park has commenced, and is expected to be finished in Q3 2024.

London/Steveston Neighbourhood Park (2020)

Budget: \$400K

Expected Completion Date: Complete

Following Council's endorsement on a modified plan as a result of further community engagement, the construction of a new dog off-leash area at London/Steveston Neighbourhood Park is now complete and open for public use.

No. 3 Road Bark Park (2024)

Budget: \$385K

Expected Completion Date: Ongoing

Based on Council's approved direction provided during the June 10, 2024 Council Meeting, the No. 3 Road Bark Park will undergo safety upgrades starting in the summer of 2024 and continuing into the fall. Expedite work will begin in Q3 2024 by installing gates and fencing at the east and west end of the park – detailed design is underway.

Parks Aging Infrastructure Replacement Program (2019-2022, & 2024)

Budget: \$2.3M

Expected Completion Date: Ongoing

This program targets the replacement of aging parks and open space infrastructure, including drainage, electrical, and structural systems, as well as condition assessments of bridge assets.

The upgrade to the basketball court at Heather Dolphin Neighbourhood Park was completed in Q2 2024, which included new hoop structures and sport surfacing.

Parks General Development (2020-2024)

Budget: \$2.1M

Expected Completion Date: Ongoing

This program funds park enhancements that address the community's needs for ongoing park improvements to infrastructure, equipment and landscape amenities.

Terra Nova Rural Park

Site works at the Terra Nova Red Barn Entry Garden is nearing completion. This garden refresh project includes upgrades to the community garden plots with recycled plastic lumber from a local Non-Governmental Organization (NGO), accessibility-friendly garden beds, new fencing and path, and a feature trellis at the south entrance.

Parks Shelter and Shade Program (2023)

Budget: \$450K

Expected Completion Date: Q3 2024

New shade structures at Dover Neighbourhood Park and McLean Neighbourhood Park were completed by the end of Q2 2024, with invoices being processed in Q3 2024. The installation of an outdoor shade structure at Garden City Community Park is underway and on track for completion in Q3 2024.

Playground Replacement Program (2022-2024)

Budget: \$1.6M

Expected Completion Date: Ongoing

Playground construction at Heather Dolphin Neighbourhood Park, Odlinwood Neighbourhood Park and Great West Cannery Park have been completed and are open for public use.

Steveston Community Park Playground Renewal (2023)

Budget: \$2.2M

Expected Completion Date: Q3 2025

Procurement for construction tender and award process are ongoing, with construction expected to start in Q3 2024.

Land Program

Strategic Land Acquisition (2016-2024)

Budget: \$128.2M

Expected Completion Date: Ongoing

Capital projects include amounts set aside for potential land acquisition as per the Council Approved Strategic Real Estate Investment Plan. Any specific land acquisition transaction will require Council approval.

Equipment Program

The Equipment Program includes machinery and vehicles for Richmond Fire Rescue, Public Works (PW) and other miscellaneous equipment.

Fire Vehicle Replacement Reserve Purchases (2019-2024)

Budget: \$11.1M

Expected Completion Date: Ongoing

The Fire Vehicle Replacement Reserve Purchases projects in Plan Year 2019 to 2024 have an outstanding acquisition of six front-line and five support vehicles. The project team is taking proactive steps in evaluating vehicle specifications and developing a replacement plan.

Vehicle and Equipment Reserve Purchases (Public Works and Corporate Fleet) (2021-2024)

Budget: \$14.4M

Expected Completion Date: Ongoing

The 2021 to 2024 fleet vehicle and equipment projects involve the estimated acquisition of over 150 vehicles and equipment that have been identified for replacement. As of Q2 2024, 88 units have arrived and are in operation, 14 units are on order, and 48 units are in the evaluation process.

Public Safety Mobile Command and Communication Centre Vehicle (2024)

Budget: \$1.8M

Expected Completion Date: Q4 2025

The project team is currently evaluating truck specifications and gathering vendor insights to develop the procurement plan.

Information Technology

Budget Planning & Monitoring Software Solution (2019 & 2023)

Budget: \$1.8M

Expected Completion Date: Q3 2024

A modern solution is being implemented that is directly integrated to the City's Financial and Payroll systems that enables budget scenario planning and modelling to support the creation, submission, and approval of capital, operating and five-year budget requirements. This new system replaces a legacy, outdated system that has been in operation for over 25 years, and Phase 1 is expected to complete by Q3, 2024.

Permit Optimization Project (MyPermit) (2021 & 2024)

Budget: \$2.9M

Expected Completion Date: Q4 2027

MyPermit is a multi-phased initiative aimed at fully digitizing and enabling customer self-service for development and building permits. Phase 1 of the MyPermit project has streamlined the permitting process for simple permit types, including plumbing and gas trades permits, with the sprinkler permit launched in May 2024 through an online self-service portal option.

Workforce Management System (2016)

Budget: \$790K

Expected Completion Date: Q2 2025

The City is implementing a fully digital solution to enable the scheduling, attendance management and timekeeping functions for payroll. This will eliminate all manual and paper-based processes and greatly enhance the accuracy of data and data analytics capabilities for labour management.