



City of Richmond

Report to Committee

To: Finance Committee **Date:** November 29, 2024
From: Mike Ching **File:** 03-0975-01/2024-Vol
 Director, Finance 01
Re: **Active Capital Projects Financial Update – 3rd Quarter September 30, 2024**

Staff Recommendation

That the staff report titled, “Active Capital Projects Financial Update – 3rd Quarter September 30, 2024”, dated November 29, 2024 from the Director, Finance, be received for information.

Mike Ching, CPA, CMA
 Director, Finance
 (604-276-4137)

Att. 1

REPORT CONCURRENCE		
ROUTED TO:	CONCURRENCE	CONCURRENCE
Arts, Culture & Heritage	<input checked="" type="checkbox"/>	RCMP <input checked="" type="checkbox"/>
Climate & Environment	<input checked="" type="checkbox"/>	Real Estate Services <input checked="" type="checkbox"/>
Engineering	<input checked="" type="checkbox"/>	Recreation and Sport Services <input checked="" type="checkbox"/>
Facilities & Project Development	<input checked="" type="checkbox"/>	Transportation <input checked="" type="checkbox"/>
Fire Administration	<input checked="" type="checkbox"/>	CONCURRENCE OF GENERAL MANAGER
Information Technology	<input checked="" type="checkbox"/>	
Parks Services	<input checked="" type="checkbox"/>	
Public Works	<input checked="" type="checkbox"/>	
SENIOR STAFF REPORT REVIEW		
		INITIALS:

Staff Report

Origin

The Active Capital Projects Financial Update for the 3rd Quarter ended September 30, 2024 is provided to the Finance Committee for information.

This report supports Council’s Strategic Plan 2022-2026 Focus Area #4 Responsible Financial Management and Governance:

4.3 Foster community trust through open, transparent and accountable budgeting practices and processes.

Analysis

ACTIVE CAPITAL PROJECT DEFINITION

Council approves the budget for each capital project before its initiation. For the purposes of this report, a capital project is considered active if it falls within any of the stages outlined in Figure 1.

Figure 1: Capital Project Completion Stages



Capital projects include amounts set aside for land acquisition where Council approval is required for each specific land acquisition transaction.

FINANCIAL OVERVIEW

The unaudited actual capital expenditures are reported using a cash basis accounting method. As such, there may be a timing difference between the actual costs incurred and the actual costs reported.

As of September 30, 2024, the approved budget of all active capital projects excluding the contingent external contribution project was \$976.8M, of which \$568.8M, or 58.2%, had already been spent or contractually committed. Any unspent budget for each active capital project will remain allocated until the project is closed.

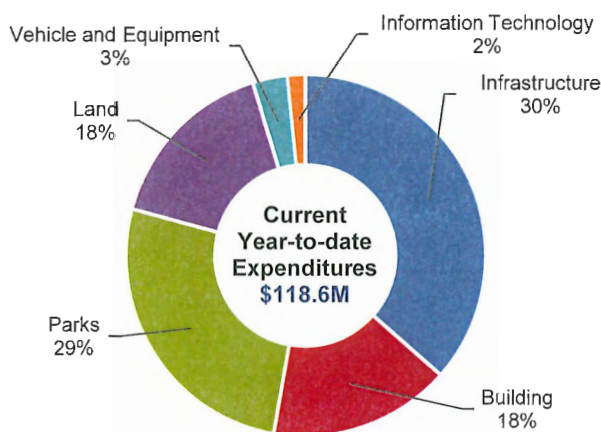
The Building and Infrastructure programs comprised of \$759.2M or 77.7% of the total capital budget. Table 1 highlights the capital financial information by program. As the active capital projects progress, additional expenditures and commitments will arise in future periods, which will be covered by the remaining budget.

Table 1: Capital Financial Information by Program as of September 30, 2024 (in '000s)

Program	Budget	Actual Expenditures	Commitments	Remaining Budget
Building	\$452,388	\$175,335	\$87,183	\$189,870
Infrastructure	306,789	142,956	23,401	140,432
Land	72,206	35,667	-	36,539
Parks	92,710	76,421	3,443	12,846
Vehicle and Equipment	35,767	13,219	2,554	19,994
Information Technology	16,913	6,530	2,078	8,305
Total	\$976,773	\$450,128	\$118,659	\$407,986

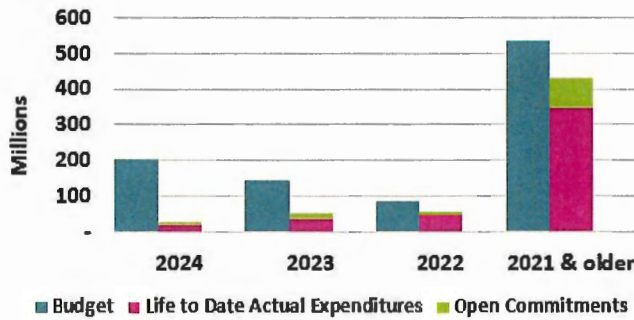
As of September 30, 2024, the total actual expenditures for active capital projects amounted to \$450.1M, with current year actual expenditures totaling \$118.6M. The breakdown by capital program of the current year expenditures is provided in Figure 2.

Figure 2: Current Year Expenditures for Active Capital Projects by Capital Program



- Of the \$118.6M, \$52.8M was spent on Council approved strategic real estate acquisitions, which were funded from the real estate acquisition projects (Land program) and the parkland acquisition projects (Parks program).
- \$6.3M was spent on the Steveston Community Centre and Library.
- \$5.5M was spent on Annual Asphalt Re-Paving Program.
- \$3.9M was spent on Vehicle and Equipment Reserve Purchases (Public Works and Corporate Fleet).

Figure 3: Capital Financial Information by Plan Year as of September 30, 2024



- Included in capital projects with Plan Years 2021 and prior are the Steveston Community Centre and Library and the Steveston Highway Multi-use Pathway, Mortfield Gate to No. 2 Road projects, both of which are in the construction phase, while Parkland Acquisition projects are in the closeout phase.

CAPITAL FINANCIAL INFORMATION BY CAPITAL PROGRAM

Building Program

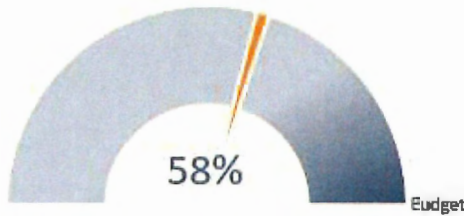


Figure 4: Life-to-Date Actual Expenditures and Commitments Compared to Budget

- Total approved budget for the Building Program is \$452.4M, of which \$262.5M has already been spent or contractually committed.
- Commitments as of September 30, 2024 were \$87.2M.
- Current year capital expenditures were \$21.2M.

Key capital projects are highlighted in Table 2, with project status updates provided in Attachment 1.

Table 2: Key Capital Project Highlights – Building Program as of September 30, 2024 (in '000s)

Project Name	Budget	Actual Expenditures	Commitments	Remaining Budget
Steveston Community Centre and Library (2021)	\$95,000	\$10,623	\$65,924	\$18,453
Works Yard Replacement Project– Phase 1 (2023 & 2024)	100,000	2,346	5,730	91,924
Bowling Green Community Activity Centre (2018)	5,300	1,769	3,048	483
Richmond Nature Park – Infrastructure Renewals (2022)	4,775	4,357	282	136
South Arm Community Centre - Infrastructure Renewals (2022)	1,900	1,644	240	16
Watermania (2019 & 2022)	3,636	1,645	335	1,656
West Richmond Community Centre - HVAC and Mechanical Renewals (2021)	1,330	1,072	242	16

Steveston Community Centre and Library Financial Update

Actual expenditures totaled \$10.6M, primarily spent on site preparation, design services and preliminary construction activities. The total commitments as of September 30, 2024 were \$65.9M, with \$61.6M related to the construction management contract for the new facility, on-site and off-site civil work, and landscaping.

Works Yard Replacement Project – Phase 1 Financial Update

On July 10, 2023, Council approved the replacement of the Lynas Lane Works Yard site, along with an initial funding allocation of \$30.0M. The phased project was subsequently approved in the 2024 Capital Budget with an additional \$70.0M in funding. To date, a total of \$100.0M has been approved for the Works Yard Replacement project. The actual expenditures were \$2.3M, including the initial environmental assessments, operations centre set up, office relocations and community engagements. As of September 30, 2024, commitments were \$5.7M for pre-construction management services, space planning, site investigations, architectural services, and construction manager for pre-construction services.

Infrastructure Program

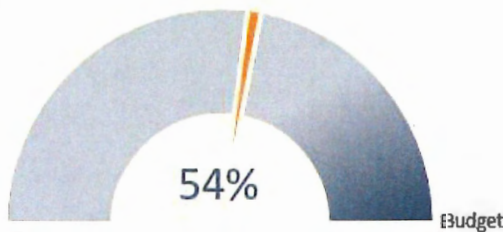


Figure 5: Life-to-Date Actual Expenditures and Commitments Compared to Budget

- Within the Infrastructure Program, the actual expenditures and commitments compared to budget for each sub-program is broken down as follows:
 - Roads Program – 68%
 - Flood Protection Program – 44%
 - Water Program – 52%
 - Sanitary Sewer Program – 26%
- Commitments as of September 30, 2024 were \$23.4M.
- Current year capital expenditures were \$35.8M.

Key capital projects are highlighted in Table 3, with project status updates provided in Attachment 1.

Table 3: Key Capital Project Highlights – Infrastructure Program as of September 30, 2024 (in '000s)

Project Name	Budget	Actual Expenditures	Commitments	Remaining Budget
Active Transportation Improvement Program (2022)	\$1,517	\$254	\$45	\$1,218
Annual Asphalt Re-Paving Program (2024)	8,310	4,992	2,901	417
Cambie Road and No. 5 Road Intersection Improvements (2020)	3,450	1,182	1,755	513
No. 2 Road Multi-Use Pathway, Steveston Highway to Williams Road (2020 & 2021)	3,390	385	1,710	1,295
Steveston Highway Multi-Use Pathway – Phases 1 & 2: Shell Road to Mortfield Gate & Mortfield Gate to No. 2 Road (2019 & 2020)	11,500	5,543	3,818	2,139
Burkeville Utility Improvements (2024)	4,005	1,540	101	2,364

Table 3: Key Capital Project Highlights – Infrastructure Program as of September 30, 2024 (in '000s) - continued

Project Name	Budget	Actual Expenditures	Commitments	Remaining Budget
Canal Stabilization and Drainage and Irrigation Upgrades (2023 & 2024)	\$6,000	\$1,946	\$22	\$4,032
Disaster Mitigation and Adaptation Fund Infrastructure Upgrades (2020-2024)	25,216	8,140	989	16,087
Invasive Species Management (2020, 2022-2024)	1,125	436	90	599
Laneway Drainage Upgrade (2024)	1,272	554	122	596
Watermain Replacement Upgrades Program (2023 & 2024)	10,685	2,728	-	7,957

Parks Program

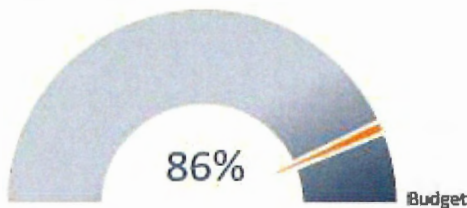


Figure 6: Life-to-Date Actual Expenditures and Commitments Compared to Budget

- Total approved budget for the Parks Program is \$92.7M, of which \$79.9M has already been spent or contractually committed.
- Total budget for Parkland Acquisition projects within the Parks Program is \$42.0M and was mostly spent or committed.
- Current year capital expenditures were \$34.3M.

Key capital projects are highlighted in Table 4, with project status updates provided in Attachment 1.

Table 4: Key Capital Project Highlights – Parks Program as of September 30, 2024 (in '000s)

Project Name	Budget	Actual Expenditures	Commitments	Remaining Budget
Brighthouse Park Baseball Diamond Infield Upgrade (2024)	\$520	\$54	\$-	\$466
City-wide Community Gardens (2023)	200	167	-	33
No. 3 Road Bark Park (2024)	385	-	-	385
Parks General Development (2020-2024)	2,085	1,760	170	155
Park Shelter and Shade Program (2023)	450	190	237	23
Steveston Community Park Playground Renewal (2023)	2,200	-	2,051	149

Vehicle and Equipment Program

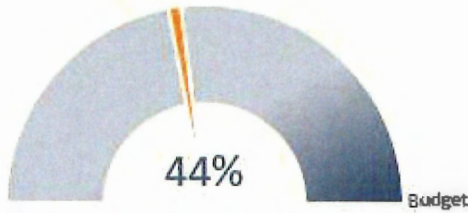


Figure 7: Life-to-Date Actual Expenditures and Commitments Compared to Budget

- Total approved budget for Vehicle and Equipment Program is \$35.8M, of which 48% of the Vehicle Program budget and 33% of Equipment Program budget have already been spent or contractually committed.
- Commitments as of September 30, 2024 were \$2.6M.
- Current year capital expenditures were \$4.3M.

Key capital projects are highlighted in Table 5, with project status updates provided in Attachment 1.

Table 5: Key Capital Project Highlights – Vehicle and Equipment Program as of September 30, 2024 (in '000s)

Project Name	Budget	Actual Expenditures	Commitments	Remaining Budget
Fire Vehicle Replacement Reserve Purchases (2019-2024)	\$11,109	\$3,816	\$-	\$7,293
Vehicle and Equipment Reserve Purchases (Public Works and Corporate Fleet) (2021-2024)	14,408	7,291	1,616	5,501
Public Safety Mobile Command and Communication Centre Vehicle (2024)	1,815	-	-	1,815

Information Technology Program

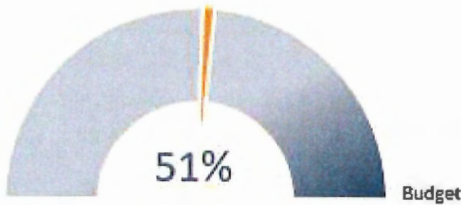


Figure 8: Life-to-Date Actual Expenditures and Commitments Compared to Budget

- Total approved budget for Information Technology Program is \$16.9M, of which \$8.6M have already been spent or contractually committed.
- Commitments as of September 30, 2024 were \$2.1M.
- Current year capital expenditures were \$2.1M.

Key capital projects are highlighted in Table 6, with project status updates provided in Attachment 1.

Table 6: Key Capital Project Highlights – Information Technology Program as of September 30, 2024 (in '000s)

Project Name	Budget	Actual Expenditures	Commitments	Remaining Budget
Budget Planning & Monitoring Software Solution (2019 & 2023)	\$1,750	\$610	\$196	\$944
Permit Optimization Project (MyPermit) (2021 & 2024)	2,916	455	98	2,363
Workforce Management System (2016)	790	227	534	29

CAPITAL BUDGET REALLOCATION

Council Policy 3001 requires changes to the Capital Budget be reported to the Finance Committee. As of September 30, 2024, \$15.0M in external contributions (grants) were awarded or received, which exceeded the original estimate of \$10.0M. The following reallocations were recorded in the quarter ended September 30, 2024:

Table 7: Budget Reallocation for the Quarter Ended September 30, 2024 (in '000s)

Funding Sources	Project Name	Amount
Governments of Canada and British Columbia: Investing in Canada Infrastructure Program	No. 3 Road South Drainage Pump Station and Dike Upgrade (2024)	\$4,525*
Translink: 2024 Municipal Funding Program	Arterial Roadway Improvement Program (2020)	103
BC Investment Agriculture Foundation: Agricultural Water Infrastructure Program	Public Works Infrastructure Advanced Design (2023)	100
Total Budget Reallocation		\$4,728

* A total of \$9.5M was awarded to the No. 3 Road South Drainage Pump Station and Dike Upgrade (2024) project, but only \$4.5M could be reallocated from Contingent External Contributions due to budget availability. On October 21, 2024, the full budget for this project became effective upon the adoption of the Consolidated 5 Year Financial Plan (2024-2028) Bylaw No. 10515, Amendment Bylaw No. 10604.

CAPITAL PROJECTS CLOSED IN THE QUARTER

The following capital projects were closed in the quarter ended September 30, 2024. Any unspent funding will be returned to the original source (e.g. Reserve Fund) for funding towards future projects.

Table 8: Projects Closed in the Quarter Ended September 30, 2024 (in '000s)

Project Name	Plan Year	Budget	Actuals	Remaining Budget
Strategic Land Acquisition	2016	\$21,024	\$21,024	\$-
Strategic Land Acquisition	2018	10,000	10,000	-
Strategic Land Acquisition	2019	10,000	10,000	-
Strategic Land Acquisition	2020	10,000	10,000	-
Land Strategy Funding	2016	5,000	5,000	-
Transit-Related Roadway Improvement Program	2021	500	297	203
Watercourse Crossing Rehabilitation & Replacement	2022	350	350	-
Valve and Hatch Program	2022	300	299	1

Table 8: Projects Closed in the Quarter Ended September 30, 2024 (in '000s) – continued

Project Name	Plan Year	Budget	Actuals	Remaining Budget
Drainage Network Ecological Enhancement	2020	\$275	\$170	\$105
Development Coordinated Works - Drainage	2021	250	164	86
Development Coordinated Works - Drainage	2022	250	-	250
Development Coordinated Works - Drainage	2023	250	-	250
Development Coordinated Works - Water	2022	250	-	250
Development Coordinated Works - Water	2023	250	-	250
Fire Equipment Replacement from Reserve	2021	229	229	-
Bylaws License Plate Recognition (LPR) System	2016	208	197	11
Vehicles for RCMP Detachment Team	2014	105	99	6
Transit-Related Amenity Improvement Program	2023	100	-	100
Habitat Offsetting Requirements: Monitoring and Reporting	2021	100	33	67
Transit-Related Amenity Improvement Program	2022	25	22	3
Total		\$59,466	\$57,884	\$1,582

CONTRIBUTED ASSETS

Throughout the year, developers and third parties contribute assets to the City. The timing of the transfer of the contributed assets to the City is subject to the development and construction progress of the private developers, which the City cannot ascertain.

As of September 30, 2024, \$22.8M of contributed assets were recorded. These contributed assets are non-cash contributions and have no impact on the net operating surplus. Under the Public Sector Accounting Standards, these are recorded as revenue at fair market value at the time of contribution and will be reflected in the financial statements in the annual surplus, with a corresponding increase to investment in tangible capital assets in accumulated surplus.

Financial Impact

None.

Conclusion

This report provides financial information on the active capital projects that were previously approved by Council for the 3rd quarter ended September 30, 2024.



Jenny Ho, CPA, CGA
Manager, Tangible Capital Assets
(604-276-4223)

JH:sx

Att. 1: Highlights of Key Active Capital Projects

Highlights of Key Active Capital Projects

Building Program

The Building Program includes major building construction and renovation projects, as well as minor facility upgrades.

Steveston Community Centre and Library (2021)

Budget: \$95.0M

Expected Completion Date: Q4 2026

Construction for the new, three-storey, 60,350 sq. ft. facility is progressing onsite with the structural foundation works nearly complete. The replacement facility will target Richmond's Enhanced Accessibility Design Guidelines and Technical Specifications, LEED Gold Certification, Rick Hansen Foundation Accessibility Certification and Richmond's Circular Economy Principles and Criteria.

Works Yard Replacement Project– Phase 1 (2023 & 2024)

Budget: \$100.0M

Expected Completion Date: Q4 2028

The Works Yard is crucial for providing essential services, operations, emergency response, and disaster recovery to the community. Throughout its completion at the current site, it will remain fully operational, serving the community during construction, including Phase 1 which involves building an administration facility, parkade, demolishing existing facilities, and relocating staff.

Bowling Green Community Activity Centre (2018)

Budget: \$5.3M

Expected Completion Date: Q4 2025

The new facility is currently under construction with offsite underground utilities installed and foundation work in progress. The new, single-storey replacement facility includes washrooms, change areas, a multipurpose room, kitchen and a large open breezeway.

Richmond Nature Park – Infrastructure Renewals (2022)

Budget: \$4.8M

Expected Completion Date: Q4 2024

The upgrades at the Nature Park include a new septic field, renewal of the building envelope and mechanical systems for the Nature House and Kinsmen Pavilion, as well as the construction of new ramps to meet the Richmond Accessibility Plan. Construction is now underway for the renewal of the outdated fire protection system at the Nature House and an outdoor storage shed to house park equipment.

South Arm Community Centre – Infrastructure Renewals (2022)

Budget: \$1.9M

Expected Completion Date: Q4 2024

The fire alarm system will be replaced with new equipment and components to ensure the health and safety of all occupants. The renovation of the main floor washrooms and second floor change rooms are complete which includes new flooring, wall tiles, partitions, lockers and lighting improvements. In addition, the flooring in the main corridor and most program rooms have been replaced.

Watermania (2019 & 2022)

Budget: \$3.6M

Expected Completion Date: Q4 2024

Infrastructure replacements include the main pool heat exchanger, air-handling unit, hot water storage tank, north entrance double doors, toilet partitions and an additional pump for the main pool filter due to operational demands. The upgrades are crucial to increase operational efficiency, prevent potential service disruptions, and enhance the overall safety and functionality of the facility for users.

West Richmond Community Centre - HVAC and Mechanical Renewals (2021)

Budget: \$1.3M

Expected Completion Date: Complete

Infrastructure renewals included the replacement of two boilers for the hot water system to meet user demands, replacement of five rooftop units and seven exhaust fans to improve indoor environment and air quality, as well as emergency lighting and fixtures to ensure health and safety of all occupants.

Infrastructure Program**Roads**Active Transportation Improvement Program (2022)

Budget: \$1.5M

Expected Completion Date: Q2 2025

As part of the City's Active Transportation Program, upcoming upgrades include the installation of a special crosswalk and widening of the existing sidewalk along Francis Road between McCutcheon Place and Schaeffer Gate to improve the Midtown Neighbourhood Bike Route and improvements to the existing Multi-Use Pathway on Garden City Road from Williams Road to Francis Road.

Annual Asphalt Re-Paving Program (2024)

Budget: \$8.3M

Expected Completion Date: Q4 2024

This program upgrades the City's Major Road Network and Non-Major Road Network as part of the City's Infrastructure Replacement Strategy and Pavement Management System. The 2024 work, which was awarded in Q1 of 2024, includes the use of reclaimed asphalt pavement (RAP) at various locations. Paving sections scheduled for 2024 are underway and will be completed by the end of Q4.

Cambie Road and No. 5 Road Intersection Improvements (2020)

Budget: \$3.5M

Expected Completion Date: Q4 2024

This project provides dedicated left-turn lanes on all four legs of the intersection. Construction has been awarded and started in July 2024 with the installation of a widened paved sidewalk along the north side of Cambie Road at the intersection to enhance safety of road users. Roadworks are underway with new curbing and sidewalk installations in progress.

No. 2 Road Multi-Use Pathway – Steveston Highway to Williams Road (2020 & 2021)

Budget: \$3.4M

Expected Completion Date: Q4 2024

This project includes the provision of a new paved multi-use pathway along the east side of No. 2 Road from Steveston Highway to Williams Road, along with the installation of new curbing, boulevard space, and street and path lighting upgrades. Construction started in Q3 and will be complete before the end of 2024.

Steveston Highway Multi-Use Pathway - Phases 1 & 2: Shell Road to Mortfield Gate & Mortfield Gate to No. 2 Road (2019 & 2020)

Budget: \$11.5M

Expected Completion Date: Q2 2025

This project includes the provision of a new paved multi-use pathway along the south side of Steveston Highway between Shell Road to Mortfield Gate (Phase 1) and Mortfield Gate to No. 2 Road (Phase 2), along with the installation of new curbing, boulevard space, and street and path lighting upgrades. Construction is underway from No. 3 Road to Bamberton Drive, with the section from No. 4 Road to Mortfield Gate recently completed. Construction works will continue eastward in 2025.

Flood ProtectionBurkeville Utility Improvements (2024)

Budget: \$4.0M

Expected Completion Date: Q2 2025

This project consists of upgrading the drainage network, sanitary sewers, and watermains in the Burkeville area and will reduce local flood risks by increasing the City's storm system capacity. The phasing construction schedule is designed to prioritize servicing concerns and reduce impacts to the community. Construction is currently underway at Stirling Avenue, Hudson Avenue, and Wellington Crescent area.

Canal Stabilization and Drainage and Irrigation Upgrades (2023 & 2024)

Budget: \$6.0M

Expected Completion Date: Q3 2025

The City's drainage infrastructure network routinely goes through condition assessments, where canals and ditches are identified as a priority location for bank stabilization. The City has identified priority locations and the scope of work will include the design and construction of canal stabilization works for Sidaway Road from Blundell Road to Westminster Highway, with Phase 1 completed this year and remaining works scheduled for completion Spring of 2025 following watermain replacement works.

Disaster Mitigation and Adaptation Fund Infrastructure Upgrades (2020-2024)

Budget: \$25.2M

Expected Completion Date: Q4 2026

The City secured \$13.8 million from the Federal Government through the Disaster Mitigation and Adaptation Fund Grant to contribute towards the Flood Protection Program. This project includes the upgrades of various drainage pump station and diking upgrades, with the design of the North Dike Upgrades between No. 2 Road and Lynas Lane and the No. 6 Road South and No. 9 Road Drainage Pump Stations currently underway.

Invasive Species Management (2020, 2022-2024)

Budget: \$1.1M

Expected Completion Date: Ongoing

To reduce the spread of invasive species and mitigate impacts of the Richmond's flood protection system, the City has implemented an integrated management approach. Among the invasive and aggressive species targeted are parrot's feather, Chafer beetle, and various knotweed species, all of which are known to adversely affect local infrastructure and biodiversity.

Laneway Drainage Upgrade (2024)

Budget: \$1.3M

Expected Completion Date: Complete

In order to resolve laneway drainage issues, the City has implemented a program to install drainage systems and upgrade road structures to laneways each year. The drainage and paving improvements along the laneway east of the 10,000 block of No. 4 Road and the laneway south of Seafield Crescent are complete.

WaterWatermain Replacement Upgrades Program (2023 & 2024)

Budget: \$10.7M

Expected Completion Date: Q1 2027

This program replaces and upsizes ageing watermains at the end of their service life in line with the City's Ageing Infrastructure Renewal Strategy. Construction involves the installation of new watermains at various locations, including current construction sites along No. 2 Road from Williams Road to Steveston Highway and No. 7 Road from Cambie Road to River Road, as well as future locations in 2025 and 2026.

Parks Program

The Parks program includes the development and replacement of parks, trails, community gardens and natural areas in Richmond.

Brighthouse Park Baseball Diamond Infield Upgrade (2024)

Budget: \$520K

Expected Completion Date: Q1 2025

This project proposes to upgrade the existing baseball diamond's infield from natural grass to a synthetic turf surface with drainage system improvements. Construction has started with site preparation to prepare for the upcoming synthetic turf installation during Q4 2024.

City-wide Community Gardens (2023)

Budget: \$200K

Expected Completion Date: Complete

Site work for new community gardens at the Hamilton Community Park and Alexandra Neighbourhood Park is complete. Urban Bounty will continue to oversee volunteer mobilization, plot assignments and operations of all City-owned community gardens.

No. 3 Road Bark Park (2024)

Budget: \$385K

Expected Completion Date: Ongoing

Based on Council's approved direction provided during Council Meeting on June 10, 2024, safety upgrades at the No. 3 Road Bark Park has commenced. Current construction includes the creation of a new multi-use path along the north side of the park, with fencing and gate installation scheduled to take place during Q4 2024, when weather permits.

Parks General Development (2020-2024)

Budget: \$2.1M

Expected Completion Date: Ongoing

This program funds park enhancements that address the community's needs for ongoing park improvements to infrastructure, equipment and landscape amenities.

Terra Nova Rural Park

Site works at the Terra Nova Red Barn Entry Garden is complete. This garden refresh project includes upgrades to the community garden plots with recycled plastic lumber from a local Non Government Organization (NGO), accessibility-friendly garden beds, new fencing, path and a feature trellis at the south entrance.

Parks Shelter and Shade Program (2023)

Budget: \$450K

Expected Completion Date: Complete

The construction of new shade structures at Dover Neighbourhood Park, McLean Neighbourhood Park and Garden City Community Park were are complete.

Steveston Community Park Playground Renewal (2023)

Budget: \$2.2M

Expected Completion Date: Q3 2025

Demolition and site preparation work has commenced in Q3 2024.

Land Program

Strategic Real Estate Acquisition (2017, 2021-2024)

Budget: \$72.2M

Expected Completion Date: Ongoing

Capital projects include amounts set aside for potential real estate acquisition as per the Council Approved Strategic Real Estate Investment Plan. Council approval is required for each real estate acquisition transaction.

Equipment Program

The Equipment Program includes machinery and vehicles for Richmond Fire Rescue, Public Works and other miscellaneous equipment.

Fire Vehicle Replacement Reserve Purchases (2019-2024)

Budget: \$11.1M

Expected Completion Date: Ongoing

The Fire Vehicle Replacement Reserve Purchases projects in Plan Year 2019 to 2024 have an outstanding acquisition of four fire engines and five support vehicles. The project team is finalizing fire engine specifications and preparing to move forward with the purchase plan.

Vehicle and Equipment Reserve Purchases (Public Works and Corporate Fleet) (2021-2024)

Budget: \$14.4M

Expected Completion Date: Ongoing

The 2021 to 2024 fleet vehicle and equipment projects involve the estimated acquisition of over 150 vehicles and equipment identified for replacement. As of Q3 2024, 100 units have arrived and are in operation, 12 units are on order, and 43 units are in the evaluation process.

Public Safety Mobile Command and Communication Centre Vehicle (2024)

Budget: \$1.8M

Expected Completion Date: Q4 2025

The project team has recently completed a Request For Information (RFI) and is receiving vendor insights in preparation for a Request for Proposal (RFP).

Information Technology

Budget Planning & Monitoring Software Solution (2019 & 2023)

Budget: \$1.8M

Expected Completion Date: Q4 2025

The City is implementing a modern solution seamlessly integrated with the Financial and Payroll systems to enhance budget scenario planning and modelling, supporting the creation, submission, and approval of capital, operating and five-year budget requirements. This new system replaces a legacy application that served for over 25 years, with Phase 1 completed in Q3 2024 and Phase 2 set to commence in Q1 2025 to prepare for the full budget application rollout.

Permit Optimization Project (MyPermit) (2021 & 2024)

Budget: \$2.9M

Expected Completion Date: Q4 2027

MyPermit is a multi-phased initiative aimed at fully digitizing and enabling customer self-service for development and building permits. Phase 1 of the MyPermit project has streamlined the permitting process for simple permit types, including plumbing and gas trades permits, with the sprinkler permit launched in May 2024 through an online self-service portal option, and Servicing Agreements is scheduled go live on the MyPermit Portal on Dec 2, 2024.

Workforce Management System (2016)

Budget: \$790K

Expected Completion Date: Q3 2025

The City is implementing a fully digital solution to enable the scheduling, attendance management and timekeeping functions for payroll. This will eliminate all manual and paper-based processes and greatly enhance the accuracy of data and data analytics capabilities for labour management.